

# EVALUATION OF TWO AUTOMATED IRRIGATION SCHEDULING METHODS FOR DRIP IRRIGATED POTATO

**Clint Shock, Erik Feibert, Kyle Wieland, and Alicia Rivera**  
Malheur Experiment Station, Oregon State University,  
Ontario, OR



Oregon State University  
Malheur Experiment Station

**Ami Gips, Yechiam Gets, Lior Doron, Offer Halperin,**  
Netafim, Tel Aviv, Israel

**John Taberna, Western Labs, Parma, ID**

# Most potatoes in the PNW are grown under center pivot sprinkler irrigation

- ✓ Can we do just as good a job with drip irrigation?
- ✓ Should we schedule drip irrigation for potato with SWT or  $ET_c$  ?



Oregon State University  
Malheur Experiment Station

# Materials and methods

- ✓ 'Clearwater Russet' and 'Payette Russet' planted at Ontario, OR in April, 2018, irrigated using drip or sprinklers
- ✓ Large plots replicated 6 times
- ✓ Careful control of water and nutrients
- ✓ Schedule irrigations with SWT or  $ET_c$ ?

**SWT was determined using Watermarks**



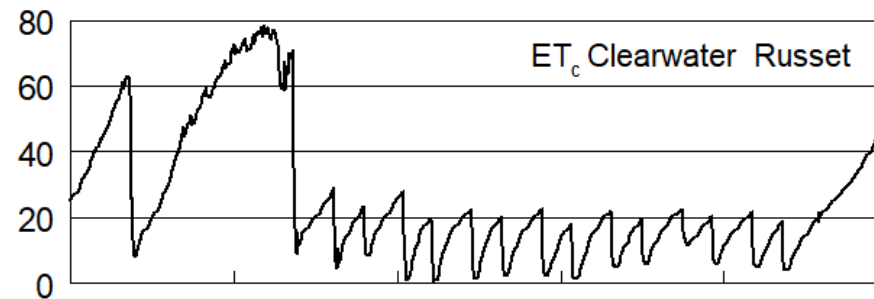
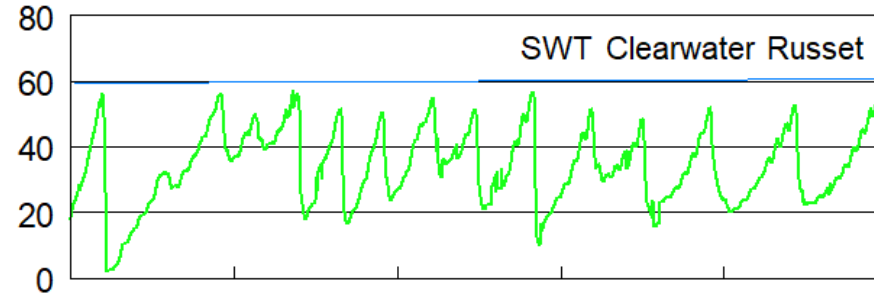
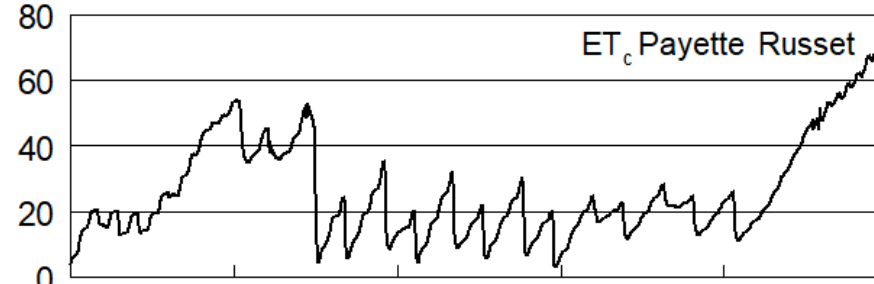
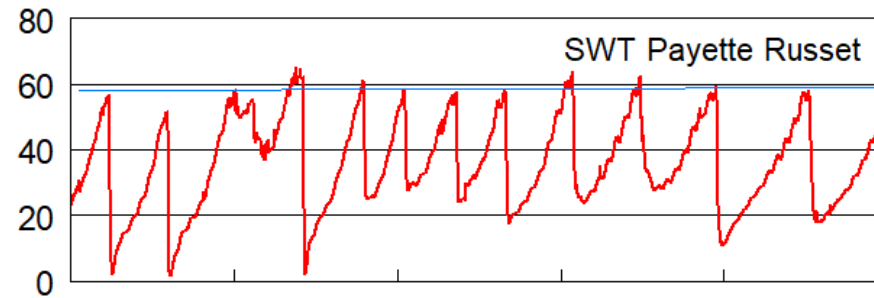
# ET<sub>c</sub> replacement



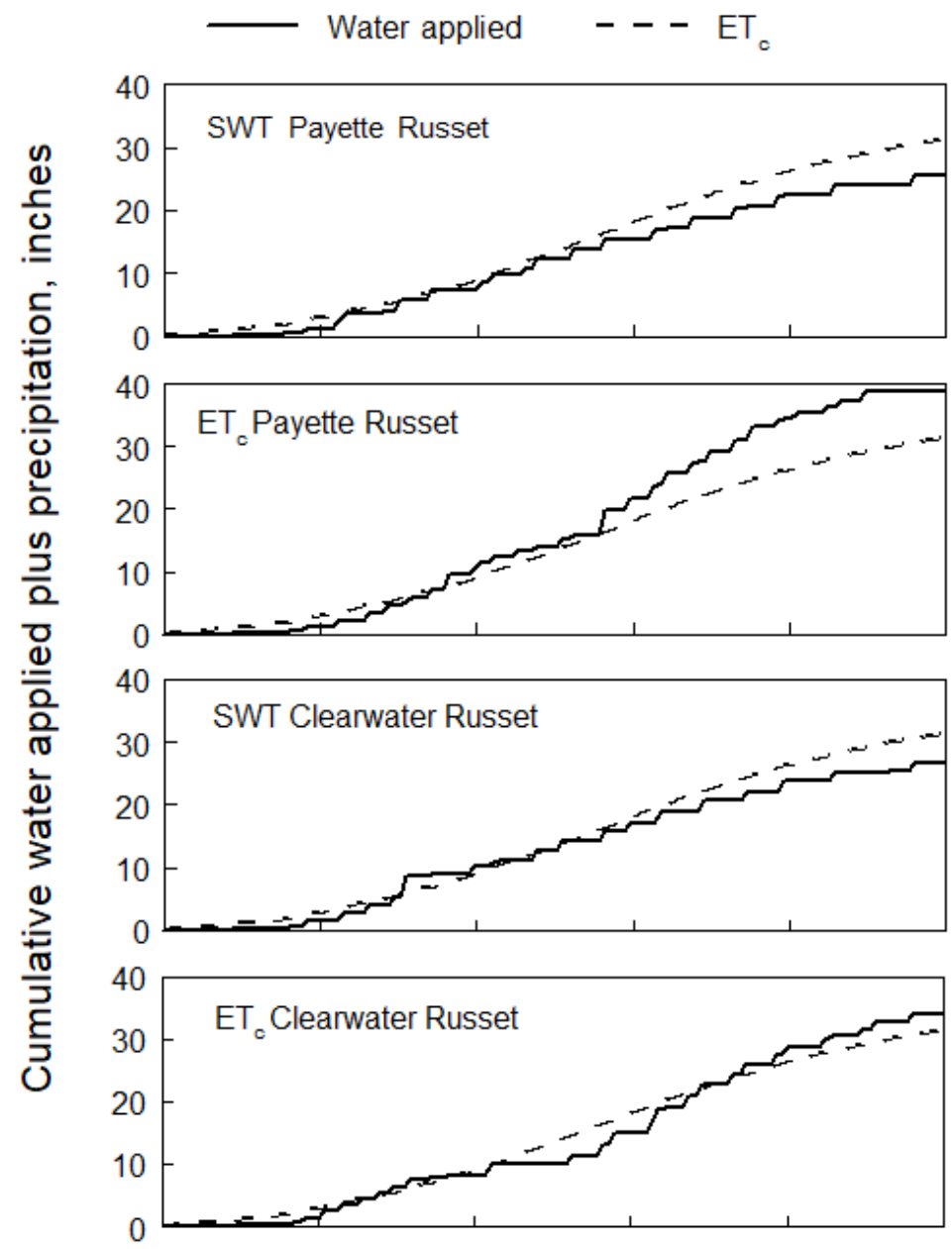
# Sprinkler-irrigated potato



Soil water tension, cb



June 6 to September 11

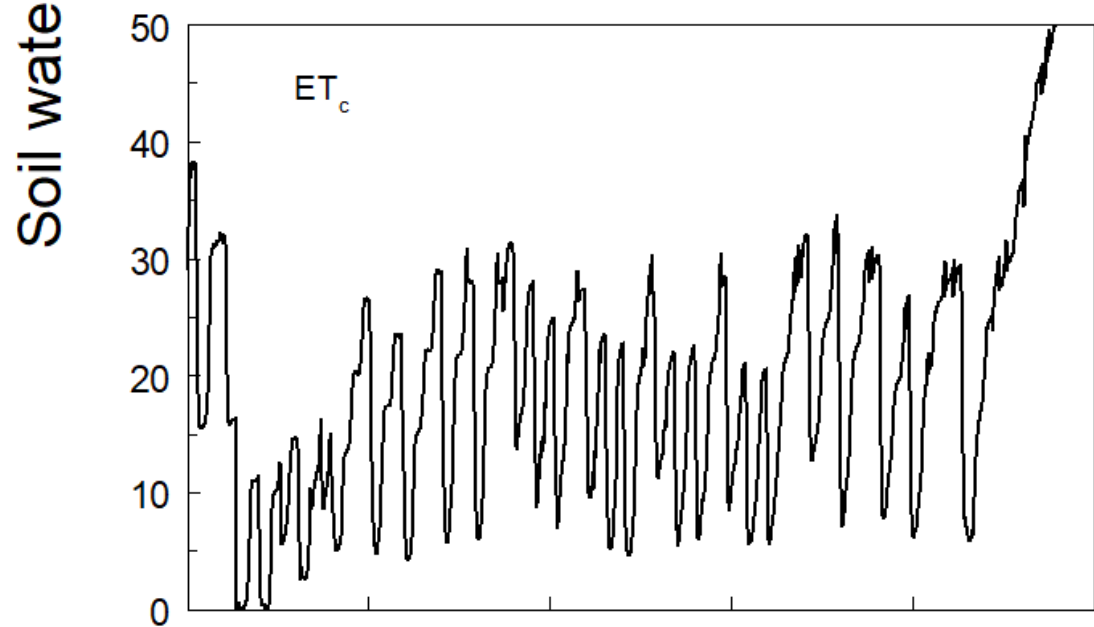
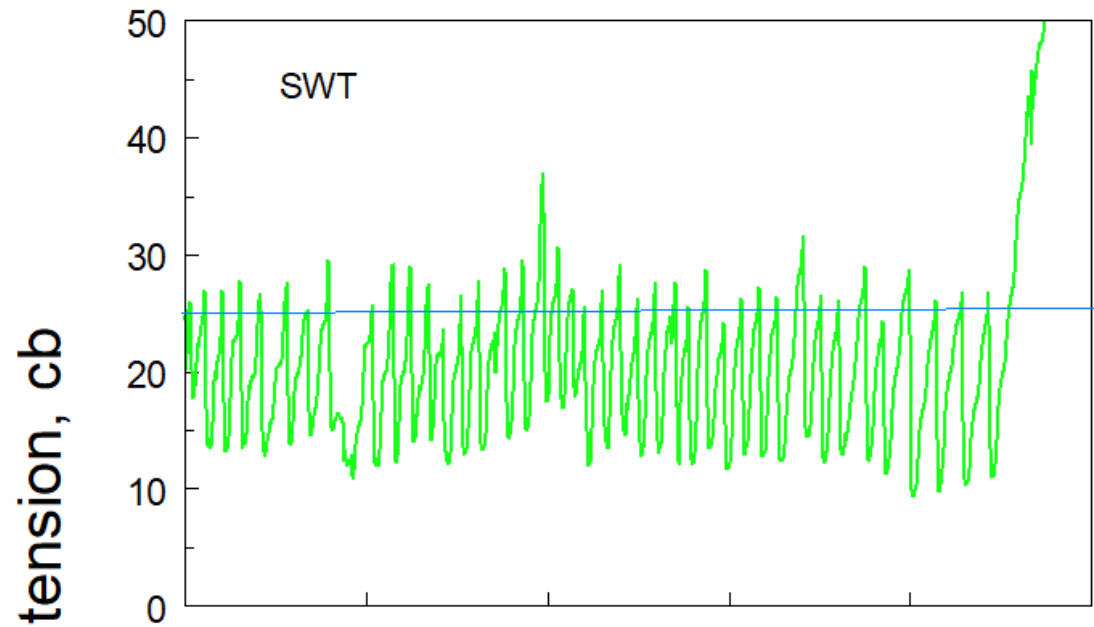


May 6 to September 9

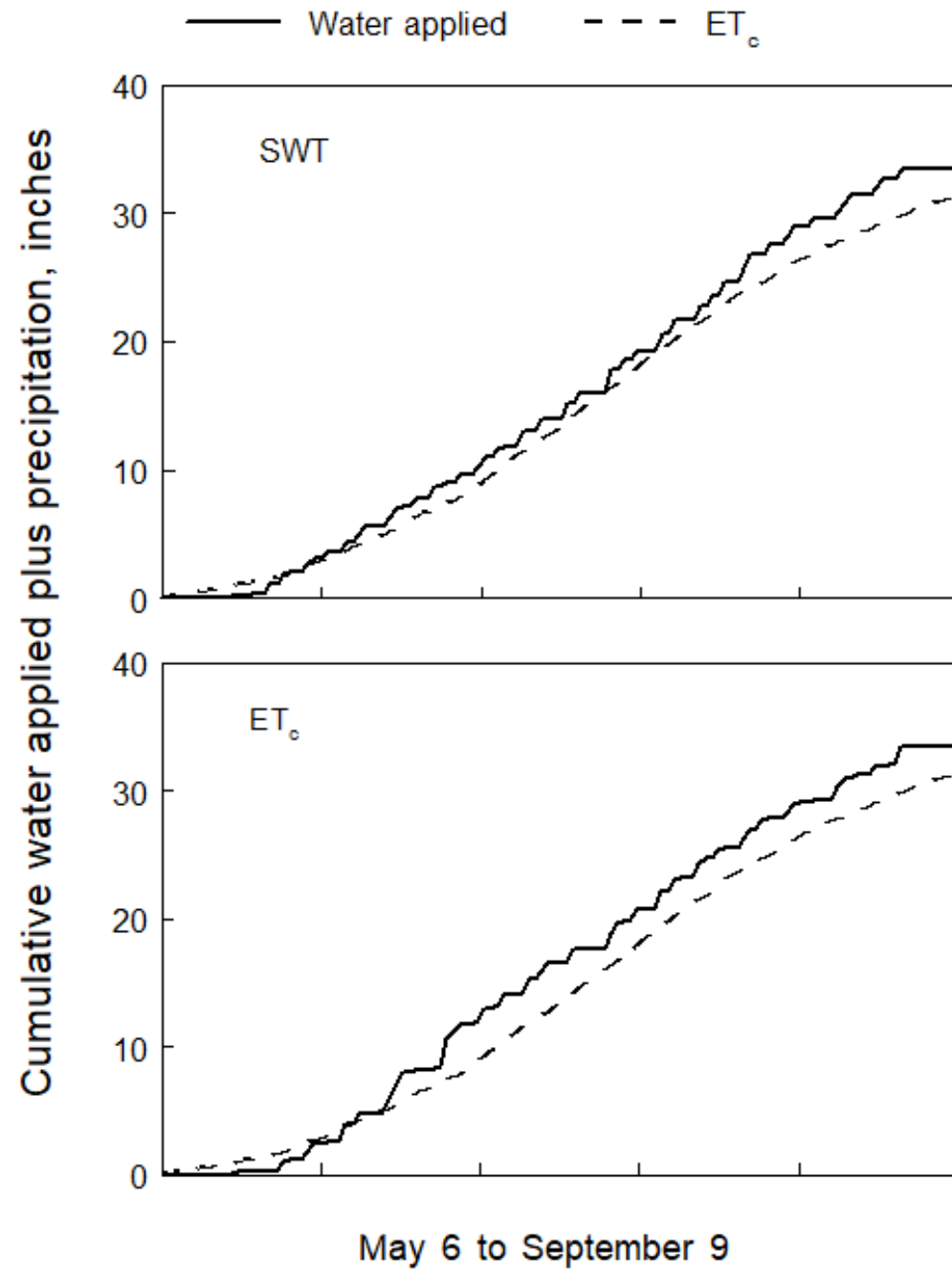


# Drip-irrigated potato





May 31 to September 11





Clearwater Russet  
OSU



Clearwater Russet  
Netbeat

## EVALUATION OF TWO AUTOMATED IRRIGATION SCHEDULING METHODS, 2018

Irrigation system	Irrigation criteria	Water applied, inches			
Drip	SWT 25 kPa	33.4			
	100 % ET <sub>c</sub>	33.5			
Sprinkler	SWT 60 kPa	26.4			
	100 % ET <sub>c</sub>	36.5			
Reference	ET <sub>c</sub>	31.4			

## EVALUATION OF TWO AUTOMATED IRRIGATION SCHEDULING METHODS, 2018

Irrigation system	Irrigation criteria	Water applied, inches	Tuber yield, cwt/acre		
Drip	SWT 25 kPa	33.4	862		
	100 % ET <sub>c</sub>	33.5	904		
Sprinkler	SWT 60 kPa	26.4	743		
	100 % ET <sub>c</sub>	36.5	802		
Reference	ET <sub>c</sub>	31.4			

## EVALUATION OF TWO AUTOMATED IRRIGATION SCHEDULING METHODS, 2018

Irrigation system	Irrigation criteria	Water applied, inches	Tuber yield, cwt/acre	Yield response cwt/acre-inch	
Drip	SWT 25 kPa	33.4	862	25.8	
	100 % ET <sub>c</sub>	33.5	904	27.0	
Sprinkler	SWT 60 kPa	26.4	743	26.4	
	100 % ET <sub>c</sub>	36.5	802	22.5	
Reference	ET <sub>c</sub>	31.4			



## EVALUATION OF TWO AUTOMATED IRRIGATION SCHEDULING METHODS, 2018

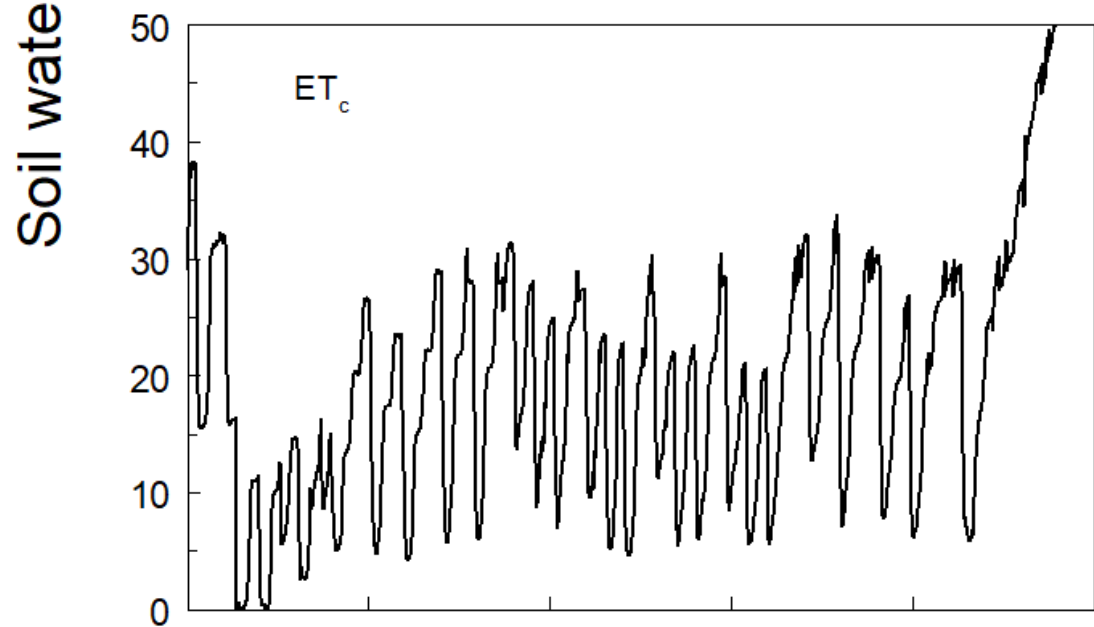
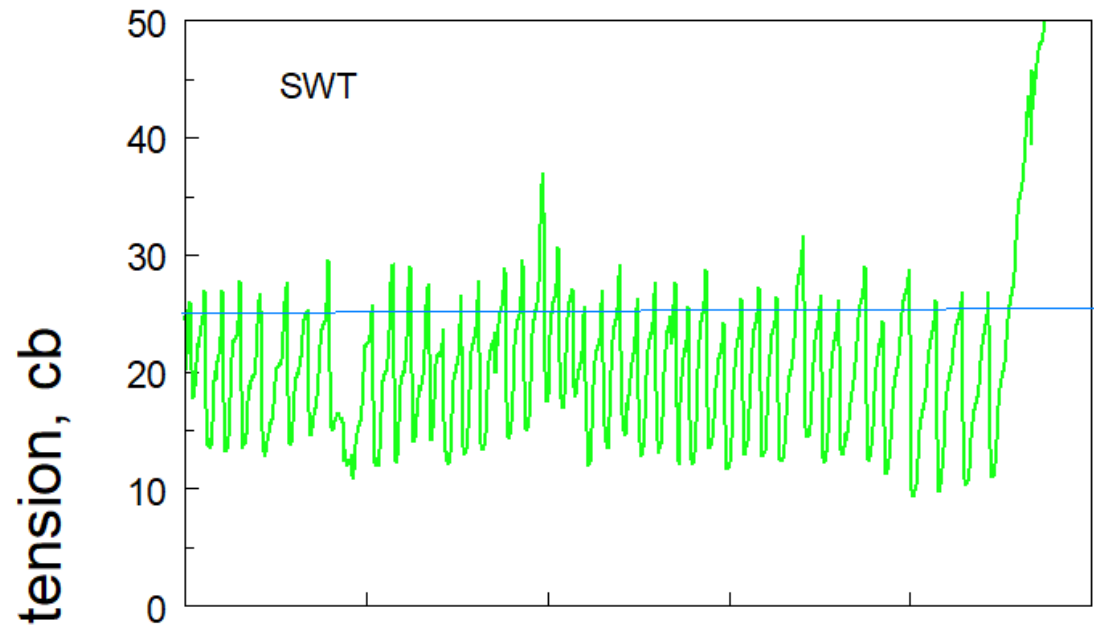
Irrigation system	Irrigation criteria	Water applied, inches	Tuber yield, cwt/acre	Yield response cwt/acre-inch	Number 1 tubers, %
Drip	SWT 25 kPa	33.4	862	25.8	97.3
	100 % ET <sub>c</sub>	33.5	904	27.0	97.1
Sprinkler	SWT 60 kPa	26.4	743	26.4	96.4
	100 % ET <sub>c</sub>	36.5	802	22.5	93.6
Reference	ET <sub>c</sub>	31.4			

## Conclusions: Can we do a good job with AUTOMATED DRIP IRRIGATION SCHEDULING

Irrigation system	Irrigation criteria	Tuber yield, cwt/acre
Drip irrigation	SWT 25 kPa	862
	100 % ET <sub>c</sub>	904
Sprinkler irrigation	SWT 60 kPa	743
	100 % ET <sub>c</sub>	802
<b>Idaho, 2018</b>		<b>450</b>
<b>Oregon, 2018</b>		<b>600</b>
<b>Washington, 2018</b>		<b>630</b>

# Conclusions: THE BEST AUTOMATED DRIP IRRIGATION SCHEDULING METHOD?





May 31 to September 11

# Acknowledgements:

- **OSU, service District, & USDA hatch funds, Potato variety devel. cooperators**
- **Netafim**
- **Irrrometer**
- **Western Labs, Parma Idaho**



Oregon State University  
Malheur Experiment Station



# Thank you!

[www.cropinfo.net](http://www.cropinfo.net)

[clinton.shock@oregonstate.edu](mailto:clinton.shock@oregonstate.edu)



**Questions?**